

# Cook

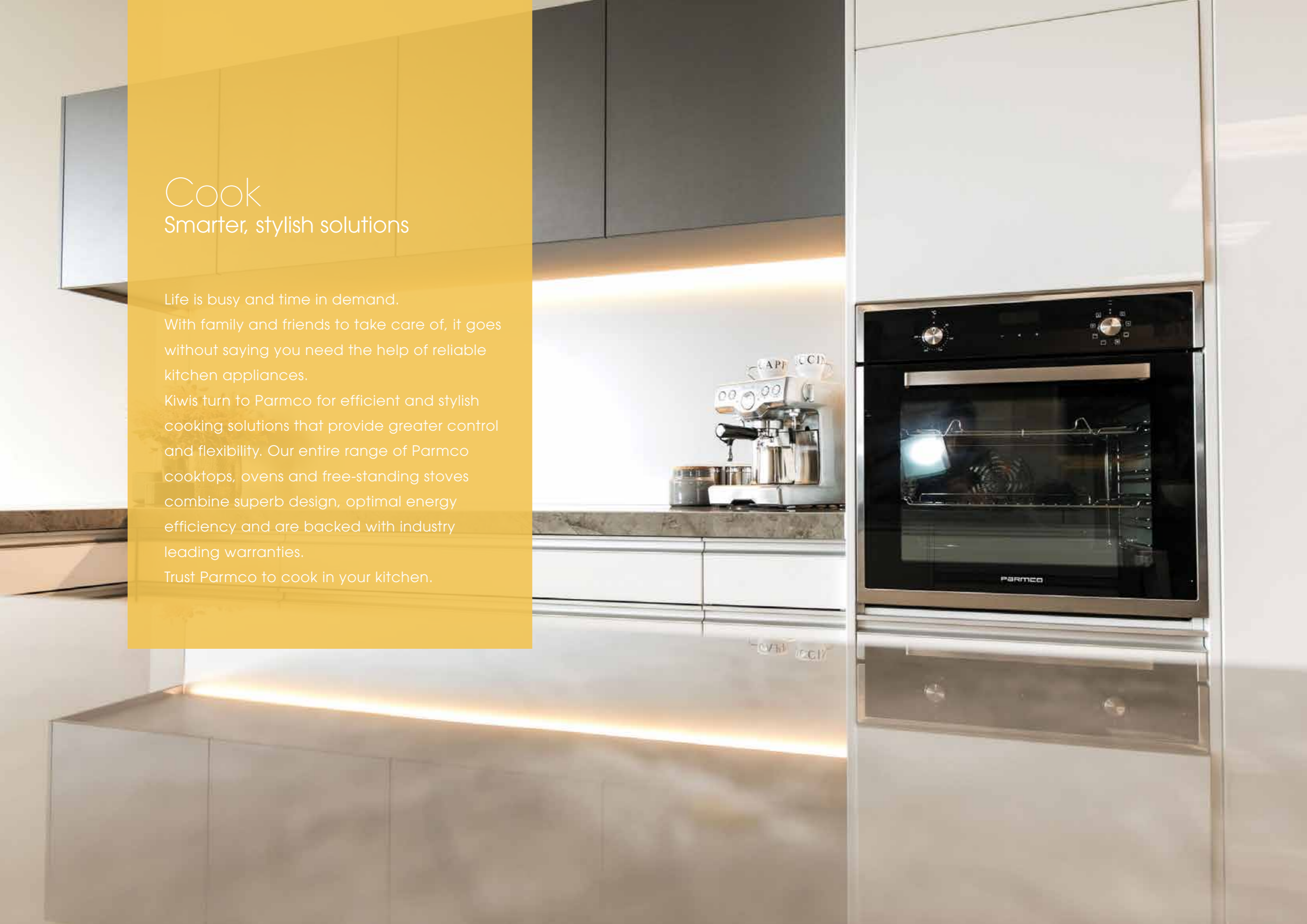
Smarter, stylish solutions

Life is busy and time in demand.

With family and friends to take care of, it goes without saying you need the help of reliable kitchen appliances.

Kiwis turn to Parmco for efficient and stylish cooking solutions that provide greater control and flexibility. Our entire range of Parmco cooktops, ovens and free-standing stoves combine superb design, optimal energy efficiency and are backed with industry leading warranties.

Trust Parmco to cook in your kitchen.



# Freestanding stoves

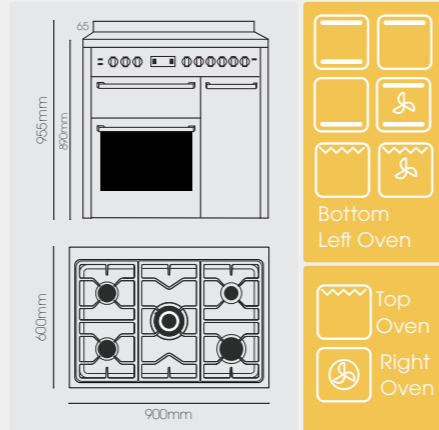
## Country Style Cookers

Our Country Style classic cookers are made in Europe and designed to provide a country style finish to your kiwi kitchen.



COMBINATION 900  
FREESTANDING STOVE  
CS 900G-BLK

30L/66L/66L  
900MM  
Electric



	CS 900G-BLK
<b>FUNCTIONS:</b>	***** *
<b>COOK TOP:</b>	Gas
<b>CAN BE JETTED FOR LPG OR NATURAL GAS:</b>	✓
<b>ELECTRICAL OUTLET REQUIRED:</b>	17 amp
<b>UTILITY DRAWER:</b>	
<b>FLAME FAILURE SAFETY:</b>	✓
<b>DIGITAL TIMER:</b>	✓
<b>TWIN FANS FOR FAST HEAT UP:</b>	
<b>CATALYTIC SELF-CLEANING PANELS:</b>	MAIN OVEN ONLY



# Freestanding stoves

## Gas Cookers



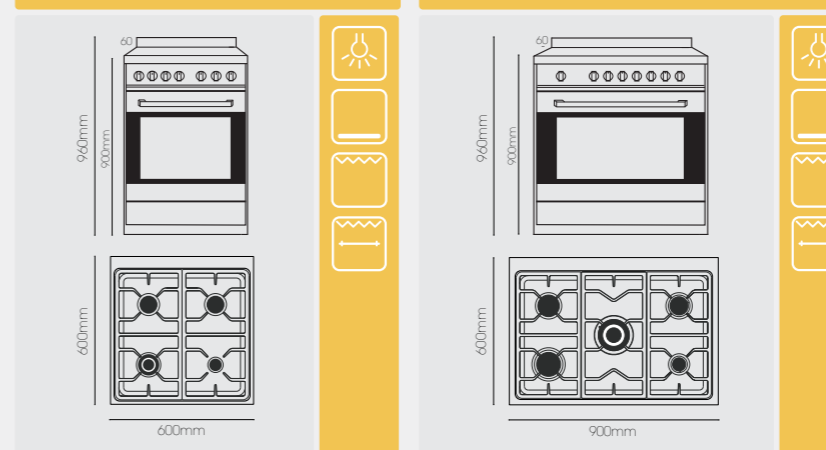
GAS 600  
FREESTANDING STOVE  
FS 600-GAS GAS

70L  
600MM  
Gas Oven



GAS 900  
FREESTANDING STOVE  
AR 900-GAS GAS-1

107L  
900MM  
Gas Oven



## Cool Touch Door Technology

Fully ventilated doors, triple glazed glass and advanced cooling combines to produce "cool touch door technology". Through this clever combination of design and functionality, the technology of Parmco's oven doors produces low door temperatures, making it safe for those little fingers.

	FS 600-GAS GAS	AR 900-GAS GAS-1
<b>FUNCTIONS:</b>	****	****
<b>COOK TOP:</b>	Gas burner	Gas burner
<b>CAN BE JETTED FOR LPG OR NATURAL GAS:</b>	✓	✓
<b>ELECTRICAL OUTLET REQUIRED:</b>	10 amp	10 amp
<b>COOL TOUCH DOOR TECHNOLOGY:</b>	✓	✓
<b>UTILITY DRAWER:</b>		✓
<b>FLAME FAILURE SAFETY:</b>	✓	✓
<b>DIGITAL TIMER:</b>		
<b>TWIN FANS FOR FAST HEAT UP:</b>		
<b>CATALYTIC SELF-CLEANING PANELS:</b>	✓	✓

# Freestanding stoves

## Ceramic



**CERAMIC TOP 600  
FREESTANDING STOVE  
FS600SC**

76L  
600MM  
Electric






**INDUCTION TOP 600  
FREESTANDING STOVE  
FS600SI**

76L  
600MM  
Electric






**CERAMIC TOP 900  
FREESTANDING STOVE  
FS900SC**

123L  
900MM  
Electric




**FUNCTIONS:**

COOK TOP:

CAN BE JETTED FOR LPG OR NATURAL GAS:

ELECTRICAL OUTLET REQUIRED:

COOL TOUCH DOOR TECHNOLOGY:

UTILITY DRAWER:

FLAME FAILURE SAFETY:

DIGITAL TIMER:

TWIN FANS FOR FAST HEAT UP:

CATALYTIC SELF-CLEANING PANELS:

**FS600SC**

\*\*\*\*\* \*\*

Ceramic

32 amp

✓

✓

✓

✓

✓

✓

**FS600SI**

\*\*\*\*\* \*\*

Induction

32 amp

✓

✓

✓

✓

✓

✓

**FS900SC**

\*\*\*\*\* \*\*

Ceramic

50 amp

✓

✓

✓

✓

✓

✓






# Freestanding stoves

## Combination



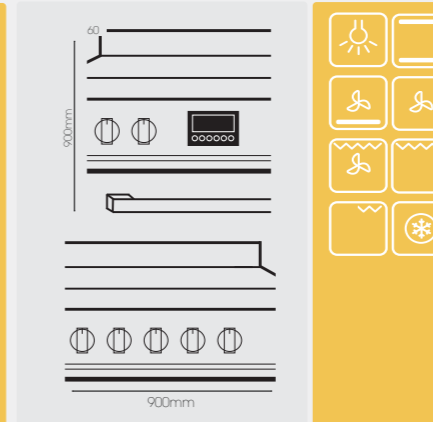
COMBINATION 600  
FREESTANDING STOVE  
FS600SG

76L  
600MM  
Electric



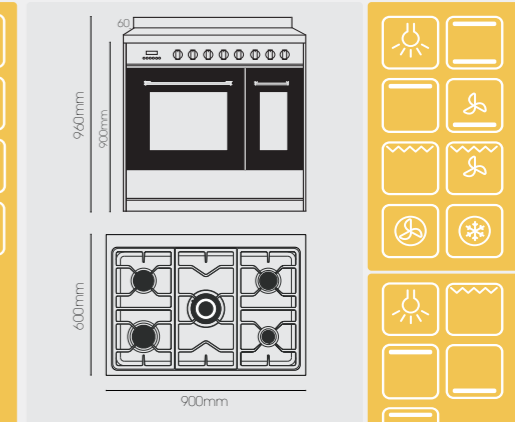
COMBINATION 900  
FREESTANDING STOVE  
FS900SG

123L  
900MM  
Electric



COMBINATION 900 FREESTANDING  
STOVE ONE AND A HALF OVEN  
FS9S-5-3

70L / 36L  
900MM  
Electric



	FS600SG	FS900SG	FS9S-5-3
FUNCTIONS	***** ***	***** **	***** **/*****
COOK TOP:	Gas burner	Gas burner	Gas burner
CAN BE JETTED FOR LPG OR NATURAL GAS:	✓	✓	✓
ELECTRICAL OUTLET REQUIRED:	15 amp	15 amp	20 amp
COOL TOUCH DOOR TECHNOLOGY:	✓	✓	✓
UTILITY DRAWER:	✓	✓	✓
FLAME FAILURE SAFETY:	✓	✓	✓
DIGITAL TIMER:	✓	✓	✓
TWIN FANS FOR FAST HEAT UP:	✓	✓	✓
CATALYTIC SELF-CLEANING PANELS:	✓	✓	MAIN OVEN ONLY

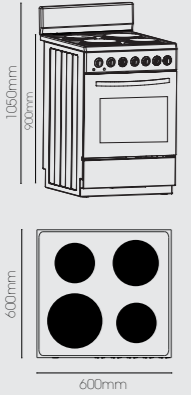
# Freestanding stoves

## 540mm / 600mm Electric



**ELECTRIC 600  
FREESTANDING STOVE  
FS60WP4**

60L  
600MM  
Electric




**ELECTRIC 540  
FREESTANDING STOVE  
FS54R**

70L/20L Oven/Grill  
540MM  
Electric








**ELECTRIC 600  
FREESTANDING STOVE  
FS60WR4 / FS60WR8**

76L Oven  
600MM  
Electric






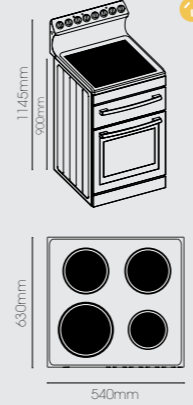

# Freestanding stoves


## 540mm / 600mm Ceramic



**CERAMIC 540  
FREESTANDING STOVE  
FS54CER**


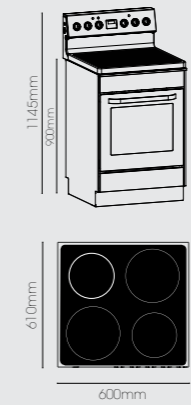

70L/20L Oven/Grill  
540MM  
Electric



**CERAMIC 600  
FREESTANDING STOVE  
FS60WC8**

76L Oven  
600MM  
Electric

	<b>FS60WP4</b> ****	<b>FS54R</b> *****	<b>FS60WR4 / FS60WR8</b> **** / ***** ***
<b>FUNCTIONS:</b>			
<b>COOK TOP:</b>	Electric (Solid Plate)	Electric (radiant coil elements)	Electric (radiant coil elements)
<b>ELECTRICAL OUTLET REQUIRED:</b>	40 amp	32 amp	40 amp
<b>COOL TOUCH DOOR TECHNOLOGY:</b>	✓	✓	✓
<b>GRILL COMPARTMENT:</b>		✓	
<b>UTILITY DRAWER:</b>	✓		✓
<b>DIGITAL TIMER:</b>			✓
<b>INTEGRATED SIDE PLUG:</b>		✓ (RHS only)	✓ (both sides)
<b>ADJUSTABLE FEET:</b>			✓

	<b>FS54CER</b> *****	<b>FS60WC8</b> ***** ***
<b>FUNCTIONS:</b>		
<b>COOK TOP:</b>	Ceramic	Ceramic
<b>ELECTRICAL OUTLET REQUIRED:</b>	32 amp	40 amp
<b>COOL TOUCH DOOR TECHNOLOGY:</b>	✓	✓
<b>GRILL COMPARTMENT:</b>	✓	
<b>UTILITY DRAWER:</b>		✓
<b>DIGITAL TIMER:</b>		✓
<b>INTEGRATED SIDE PLUG:</b>	✓ (RHS only)	✓ (both Sides)
<b>ADJUSTABLE FEET:</b>		✓

# Inbuilt Ovens

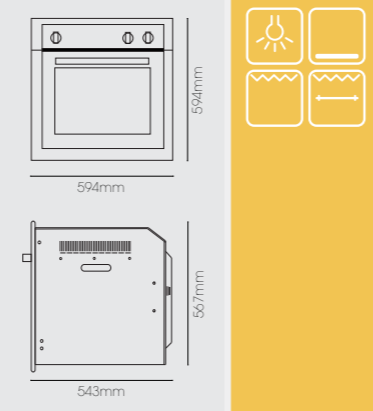
## Gas

Parmco ovens offer precise cooking control with excellent multi-functions, including fan forced, grilling and even catalytic self clean panels on selected models. And more importantly, all Parmco ovens have an A class energy efficiency.



**GAS INBUILT OVEN  
OV-1-6S-GAS**

56L  
600MM  
GAS (can be jetted for LPG/NG)



### OV-1-6S-GAS

<b>FUNCTIONS:</b>	*****
<b>ELECTRICAL OUTLET REQUIRED:</b>	15 amp
<b>TIMER:</b>	Mechanical
<b>FAN FORCED COOKING:</b>	
<b>COOL TOUCH DOOR TECHNOLOGY:</b>	✓
<b>TELESCOPIC RAILS:</b>	
<b>EUROPEAN A-LEVEL ENERGY EFFICIENCY:</b>	
<b>CHILD LOCK:</b>	
<b>TOUCH CONTROLS:</b>	
<b>CATALYTIC SELF-CLEANING PANELS:</b>	

## What is European A-Level energy efficiency?

The European Energy Efficiency of the appliance is rated in terms of a set of energy efficiency classes from A to G, A being the most energy efficient, G the least efficient. This means that the appliance is using less energy to provide the same level of performance. All Parmco ovens have an A class energy efficiency. This is achieved by a new insulation system which ensures that the heat is kept in the oven. It also avoids overheating of the external surfaces, giving the ovens the extra benefit of having cool touch doors.



# Inbuilt Ovens

## Specialty



**ELECTRIC TOUCH INBUILT OVEN**  
**PPOV-9S-48**

105L  
900MM  
Electric







**SIDE DOOR (Reversible door option)**  
**INBUILT OVEN**  
**PPOV-6S-SIDE-1**

56L  
600MM  
Electric







**ELECTRIC DOUBLE INBUILT OVEN**  
**PPOV-6S-DT-4**

35L/59L  
600MM  
Electric







	<b>PPOV-9S-48</b>	<b>PPOV-6S-SIDE-1</b>	<b>PPOV-6S-DT-4</b>
<b>FUNCTIONS:</b>	*****	*****	***** / *****
<b>ELECTRICAL OUTLET REQUIRED:</b>	15 amp	15 amp	20 amp
<b>TIMER:</b>	Digital touch	Digital touch	Digital touch
<b>FAN FORCED COOKING:</b>	✓	✓	✓
<b>COOL TOUCH DOOR TECHNOLOGY:</b>	✓	✓	✓
<b>TELESCOPIC RAILS</b>			
<b>EUROPEAN A-LEVEL ENERGY EFFICIENCY:</b>	✓	✓	✓
<b>CHILD LOCK:</b>	✓	✓	✓
<b>TOUCH CONTROLS:</b>	✓	✓	✓
<b>CATALYTIC SELF-CLEANING PANELS:</b>	✓		MAIN OVEN ONLY

# Inbuilt Ovens

## Premium Electric

### What is a Pyrolytic oven?

This is the oven you have to have in your kitchen. The PPOV-6S-PYRO-2 in stainless steel trim is 600mm wide and comes with digital touch control, quadglaze cool touch door and child safety lock.

The PPOV-6S-PYRO-2 has twelve cooking functions including the pyrolytic cleaning mode. When the pyrolytic function is selected the oven door locks and temperatures reach up to 430 degrees! All the grease and fats burn to a crisp for you to simply wipe the inside of the oven.

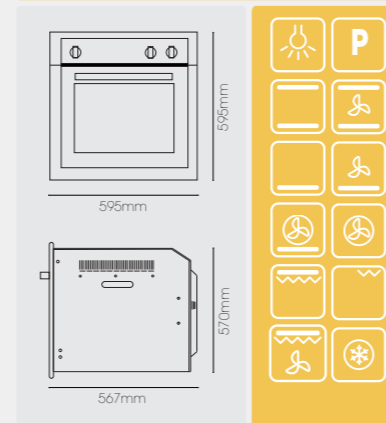
### 76/80L Capacity Ovens

With Parmco's new 60cm built-in ovens providing a huge 76L and 80L usable capacity, you can fit a family size roast or any other large dish. Bright lights combined with the large viewing window on the outer door, allow you to clearly see what's going on in the oven. Finished in stunning black glass with stainless steel edges, this range creates a classic yet modern array of designs to match your kitchen. Plus, with the touch control panel and easy to read display, you have all functions under your control.



**ELECTRIC PYROLYTIC INBUILT OVEN PPOV-6S-PYRO-2**

76L  
600MM  
Electric




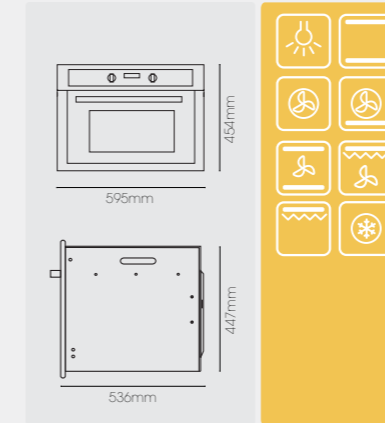
# Inbuilt Ovens

## Electric



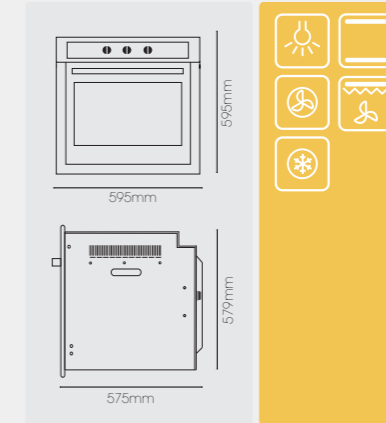
**ELECTRIC 1 SERIES COMPACT BLACK INBUILT OVEN OV145B7**

45L  
600MM  
Electric




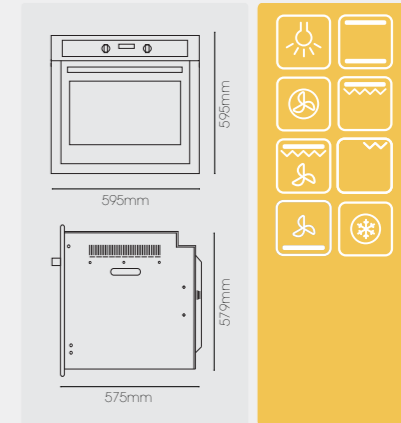
**ELECTRIC 1 SERIES INBUILT OVEN OV16B5**

80L  
600MM  
Electric



**ELECTRIC 1 SERIES INBUILT OVEN OV16B10**

80L  
600MM  
Electric



	<b>PPOV-6S-PYRO-2</b>
FUNCTIONS:	***** **
ELECTRICAL OUTLET REQUIRED:	15 amp
TIMER:	Digital touch
FAN FORCED COOKING:	✓
COOL TOUCH DOOR TECHNOLOGY:	✓
TELESCOPIC RAILS:	✓
EUROPEAN A-LEVEL ENERGY EFFICIENCY:	✓
CHILD LOCK:	✓
TOUCH CONTROLS:	✓
CATALYTIC SELF-CLEANING PANELS:	✓
PYROLYTIC FUNCTION:	✓

	<b>OV145B7</b>	<b>OV16B5</b>	<b>OV16B10</b>
FUNCTIONS:	*****	*****	*****
ELECTRICAL OUTLET REQUIRED:	15 amp	15 amp	15 amp
TIMER:	Digital	Mechanical	Digital
FAN FORCED COOKING:	✓	✓	✓
COOL TOUCH DOOR TECHNOLOGY:	✓	✓	✓
TELESCOPIC RAILS:	✓	✓	✓
EUROPEAN A-LEVEL ENERGY EFFICIENCY:	✓	✓	✓
CHILD LOCK:	✓	✓	✓
TOUCH CONTROLS:	✓	✓	✓
CATALYTIC SELF-CLEANING PANELS:	✓	✓	✓
PYROLYTIC FUNCTION:	✓	✓	✓



# Inbuilt Ovens

## Electric - 5 Function



**ELECTRIC 5 SERIES PUSH BUTTON INBUILT OVEN OX7-2-6S-5-1**

76L  
600MM  
Electric





**ELECTRIC 5 SERIES INBUILT OVEN OX7-3-6S-5-1**

76L  
600MM  
Electric





**ELECTRIC 5 SERIES PUSH BUTTON INBUILT OVEN OX7-6-6S-5-1**

76L  
600MM  
Electric









# Inbuilt Ovens

## Electric - 8 Function



**ELECTRIC 8 SERIES PUSH BUTTON INBUILT OVEN OX7-2-6S-8-1**

76L  
600MM  
Electric





**ELECTRIC 8 SERIES INBUILT OVEN OX7-3-6S-8-1**

76L  
600MM  
Electric





**ELECTRIC 8 SERIES PUSH BUTTON INBUILT OVEN OX7-6-6S-8-1**

76L  
600MM  
Electric









	<b>OX7-2-6S-5-1</b>	<b>OX7-3-6S-5-1</b>	<b>OX7-6-6S-5-1</b>
<b>FUNCTIONS:</b>	*****	*****	*****
<b>OVEN TYPE:</b>	Electric	Electric	Electric
<b>ELECTRICAL OUTLET REQUIRED:</b>	15 amp	15 amp	15 amp
<b>TIMER:</b>	Mechanical	Mechanical	Mechanical
<b>FAN FORCED COOKING:</b>	✓	✓	✓
<b>COOL TOUCH DOOR TECHNOLOGY:</b>	✓	✓	✓
<b>TELESCOPIC RAILS:</b>			
<b>EUROPEAN A-LEVEL ENERGY EFFICIENCY:</b>	✓	✓	✓
<b>CHILD LOCK:</b>			
<b>TOUCH CONTROLS:</b>			
<b>CATALYTIC SELF-CLEANING PANELS:</b>			
<b>PYROLYTIC FUNCTION:</b>			

	<b>OX7-2-6S-8-1</b>	<b>OX7-3-6S-8-1</b>	<b>OX7-6-6S-8-1</b>
<b>FUNCTIONS:</b>	***** **	***** **	***** **
<b>OVEN TYPE:</b>	Electric	Electric	Electric
<b>ELECTRICAL OUTLET REQUIRED:</b>	15 amp	15 amp	15 amp
<b>TIMER:</b>	Digital touch	Digital touch	Digital touch
<b>FAN FORCED COOKING:</b>	✓	✓	✓
<b>COOL TOUCH DOOR TECHNOLOGY:</b>	✓	✓	✓
<b>TELESCOPIC RAILS:</b>			
<b>EUROPEAN A-LEVEL ENERGY EFFICIENCY:</b>	✓	✓	✓
<b>CHILD LOCK:</b>			
<b>TOUCH CONTROLS:</b>			
<b>CATALYTIC SELF-CLEANING PANELS:</b>	✓	✓	✓
<b>PYROLYTIC FUNCTION:</b>			

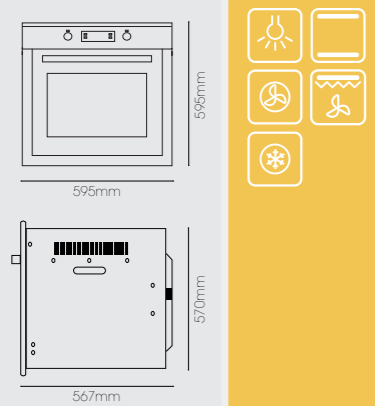
# Inbuilt Ovens

## Full Colour Glass



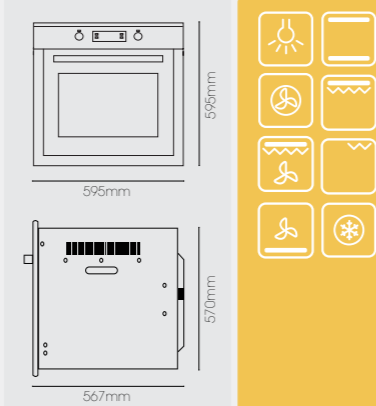
**ELECTRIC 5 SERIES  
INBUILT OVEN  
OX7-4-6W-5-1**

76L  
600MM  
Electric



**ELECTRIC 8 SERIES  
INBUILT OVEN  
OX7-4-6B-8-1**

76L  
600MM  
Electric



**FUNCTIONS:**

OVEN TYPE:

ELECTRICAL OUTLET REQUIRED:

TIMER:

FAN FORCED COOKING:

COOL TOUCH DOOR TECHNOLOGY:

TELESCOPIC RAILS:

EUROPEAN A-LEVEL ENERGY EFFICIENCY:

CHILD LOCK:

TOUCH CONTROLS:

CATALYTIC SELF-CLEANING PANELS:

PYROLYTIC FUNCTION:

**OX7-4-6W-5-1**

\*\*\*\*\*

Electric

15 amp

Mechanical

✓

✓

✓

✓

✓

✓

✓

✓

**OX7-4-6B-8-1**

\*\*\*\*\* \*\*

Electric

15 amp

Digital touch

✓

✓

✓

✓

✓

✓

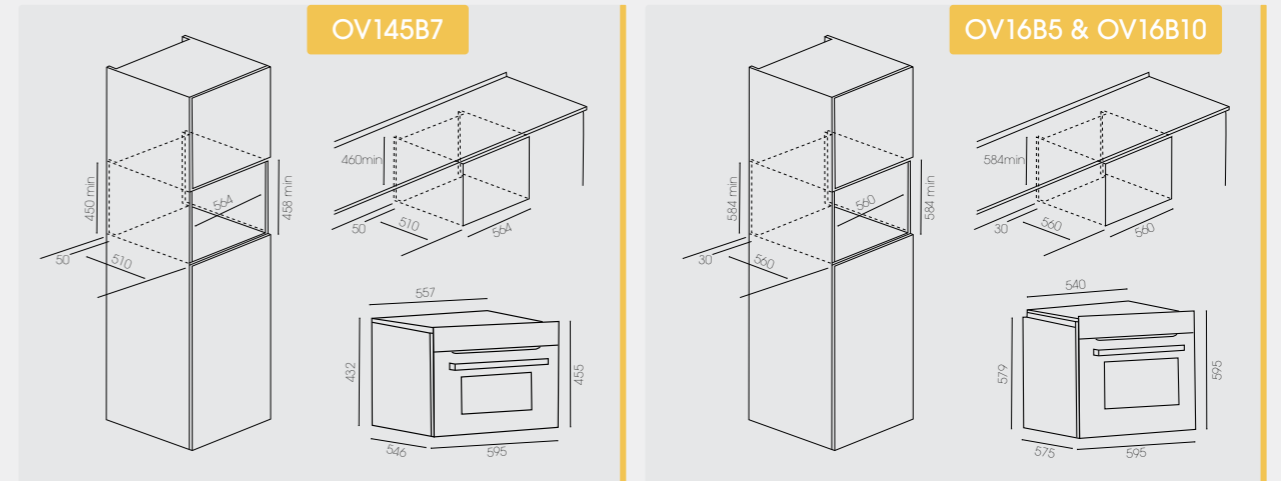
✓

✓

OX7-2-6S-5-1  
OX7-2-6S-8-1  
OX7-3-6S-5-1  
OX7-3-6S-8-1  
OX7-4-6B-8-1  
OX7-4-6W-5-1  
OX7-6-6S-5-1  
OX7-6-6S-8-1

# Installation requirements

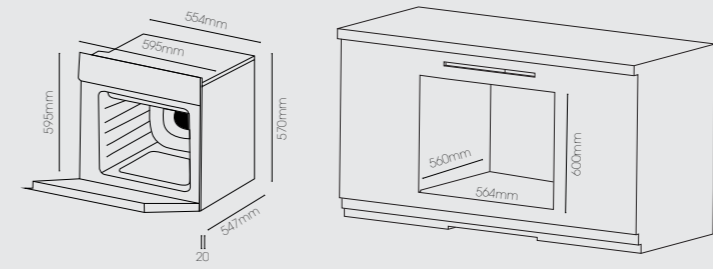
## OV OVEN MODEL



## PPOV & OX7 OVEN MODEL

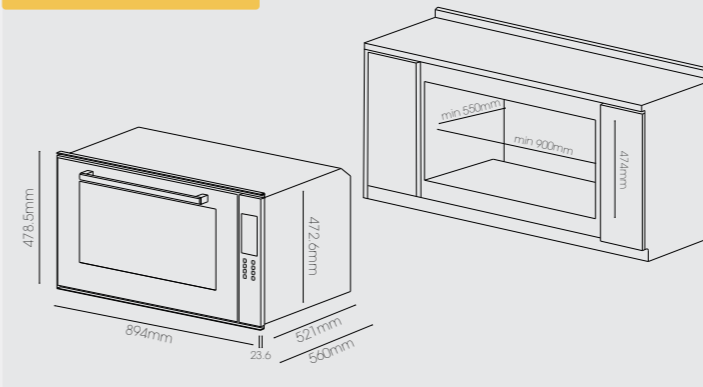
**PPOV-6S-PYRO-2**

- OX7-2-6S-5-1
- OX7-2-6S-8-1
- OX7-3-6S-5-1
- OX7-3-6S-8-1
- OX7-4-6B-8-1
- OX7-4-6W-5-1
- OX7-6-6S-5-1
- OX7-6-6S-8-1

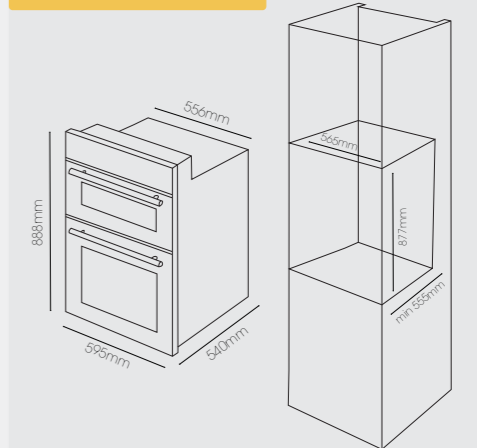


## PPOV OVEN MODEL

**PPOV-9S-48**



**PPOV-6S-DT-4**



# Cooktops

## Gas

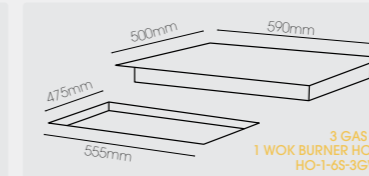
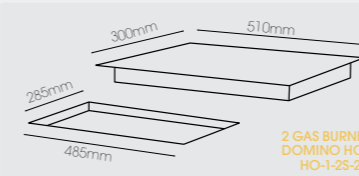
### Gas Cooktops

All gas cooktops are supplied jetted for natural gas. LPG conversion kits are supplied with all gas appliances.



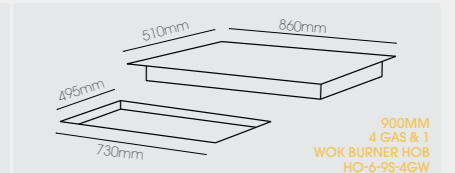
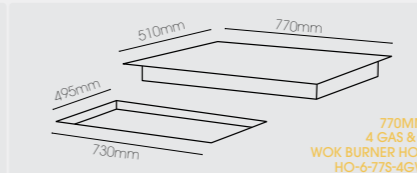
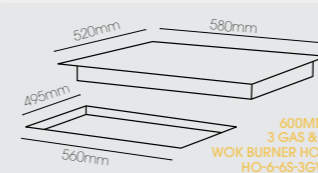
**GAS COOKTOP**  
HO-1-2S-2G / HO-1-6S-3GW

300MM, 600MM  
Gas Hob



**GAS COOKTOP**  
HO-6-6S-3GW / HO-6-77S-4GW / HO-6-9S-4GW

600MM, 770MM, 900MM  
Gas Hob



ELECTRICAL OUTLET REQUIRED:

EASY CLEAN SURFACE:

AUTOMATIC IGNITION:

FLAME FAILURE SAFETY:

CAN BE JETTED FOR LPG OR NATURAL GAS:

LOW PROFILE DESIGN:

**HO-1-2S-2G**  
**HO-1-6S-3GW**

10 amp

✓

✓

✓

✓

✓

**HO-6-6S-3GW**  
**HO-6-77S-4GW**  
**HO-6-9S-4GW**

10 amp

✓

✓

✓

✓

✓

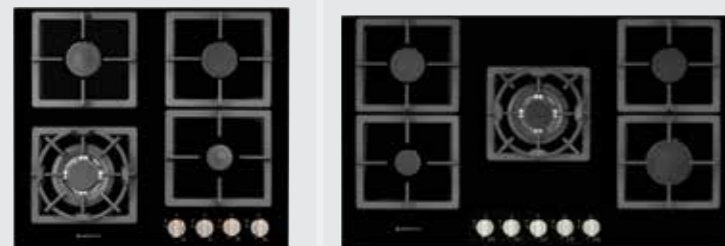
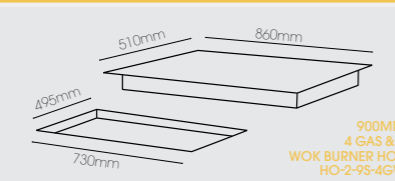
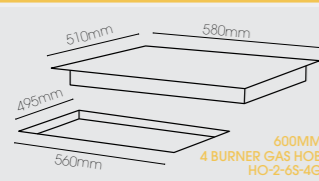
# Cooktops

## Gas



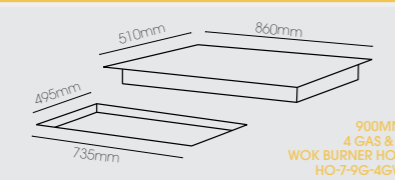
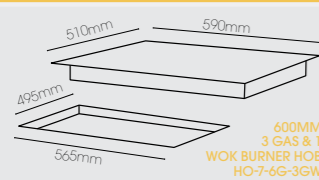
**GAS LOW PROFILE COOKTOP**  
HO-2-6S-4G / HO-2-9S-4GW

600MM, 900MM  
Gas Hob



**GAS BLACK GLASS COOKTOP**  
HO-7-6G-3GW / HO-7-9G-4GW

600MM, 900MM  
Gas Hob

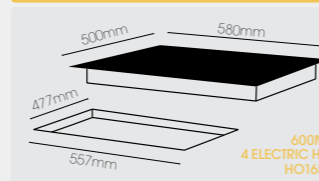


## Electric




**ELECTRIC COOKTOP**  
HO16SP4

600MM  
Electric



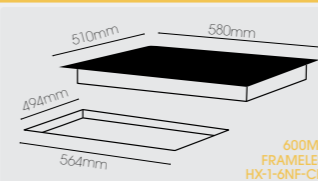
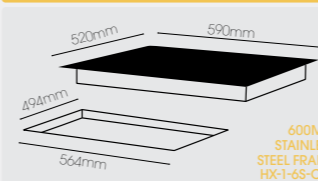
# Cooktops

## Ceramic



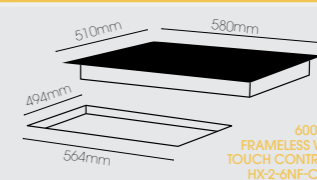
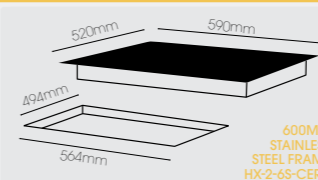
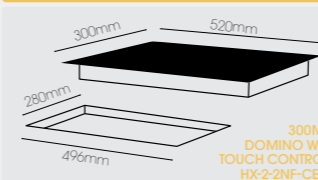
**CERAMIC COOKTOP**  
HX-1-6S-CER / HX-1-6NF-CER

600MM  
Ceramic Hob



**CERAMIC TOUCH COOKTOP**  
HX-2-2NF-CER-T / HX-2-6S-CER-T / HX-2-6NF-CER-T

300MM, 600MM  
Ceramic Hob



	HO-2-6S-4G HO-2-9S-4GW*	HO-7-6G-3GW HO-7-9G-4GW	HO16SP4
ELECTRICAL OUTLET REQUIRED:	10 amp	10 amp	30 amp
EASY CLEAN SURFACE:	✓	✓	✓
AUTOMATIC IGNITION:	✓	✓	
FLAME FAILURE SAFETY:	✓	✓	
CAN BE JETTED FOR LPG OR NATURAL GAS:	✓	✓	
WOK ADAPTOR SUPPLIED*:	✓	✓	
LOW PROFILE DESIGN:	✓	✓	

	HX-1-6S-CER HX-1-6NF-CER	HX-2-2NF-CER-T HX-2-6NF-CER-T / HX-2-6S-CER-T HX-2-75NF-CER-T / HX-2-9NF-CER-T
POWER SETTINGS:	***** *	***** *
CONTROL TYPE:	Knob	Touch
ELECTRICAL OUTLET REQUIRED:	25 amp	15 amp / 25 amp / 32 amp / 32 amp
HEAT INDICATORS:	✓	✓
EXCESSIVE HEAT PROTECTION:	✓	✓
EASY CLEAN SURFACE:	✓	✓
CHILD LOCK:		✓
TIMER FUNCTION:		✓
BOOST FUNCTION:		✓

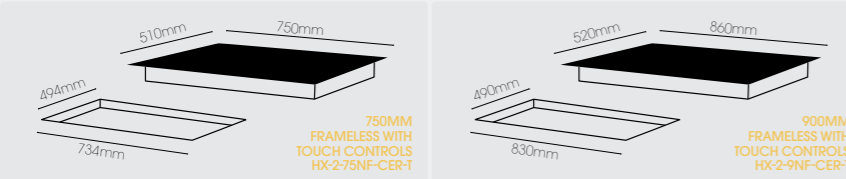
# Cooktops

## Ceramic 900



CERAMIC TOUCH COOKTOP  
HX-2-75NF-CER-T / HX-2-9NF-CER-T

750MM, 900MM  
Ceramic Hob

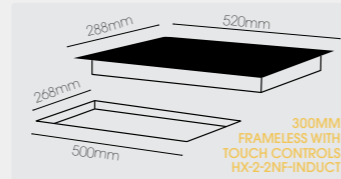


## Induction



INDUCTION COOKTOP  
HX-2-2NF-INDUCT

300MM  
Induction

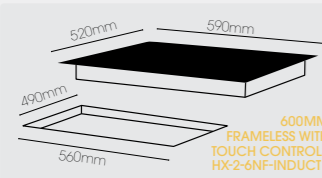


## Induction



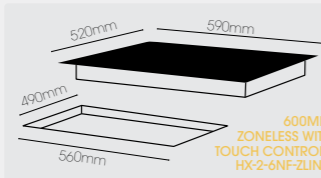
INDUCTION COOKTOP  
HX-2-6NF-INDUCT

600MM  
Induction



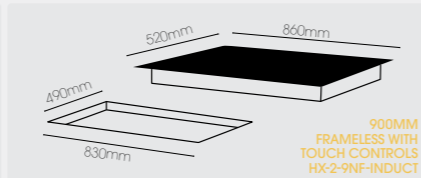
INDUCTION ZONELESS  
HX-2-6NF-ZLIND

600MM  
Zoneless Induction



INDUCTION 5 ZONE COOKTOP  
HX-2-9NF-INDUCT

900MM  
Induction



# Oven and Cooktop Packs

## Parmco Packs



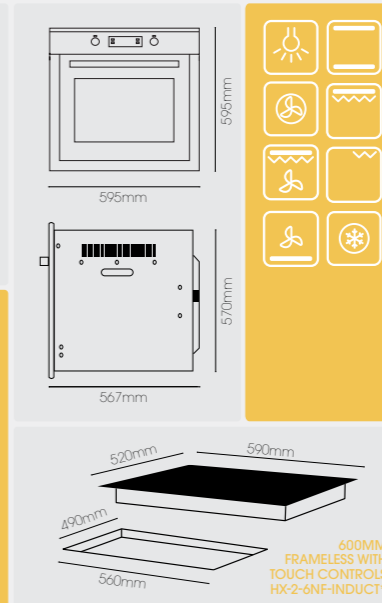
PARMCO PACK 1-1

ELECTRIC 8 SERIES  
INBUILT OVEN  
OX7-3-6S-8-1

76L  
600MM  
Electric

INDUCTION  
COOKTOP  
HX-2-6NF-INDUCT

600MM  
Induction



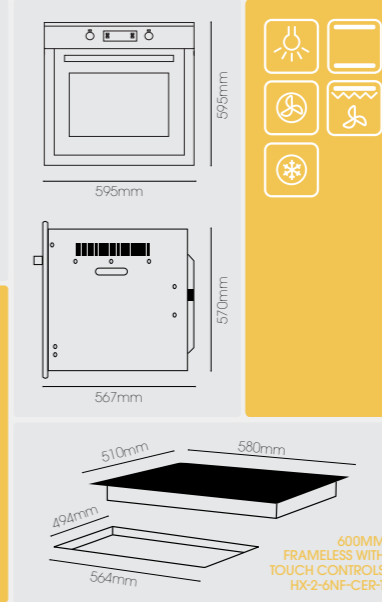
PARMCO PACK 3-1

ELECTRIC 5 SERIES  
INBUILT OVEN  
OX7-3-6S-5-1

76L  
600MM  
Electric

CERAMIC TOUCH  
COOKTOP  
HX-2-6NF-CER-T

600MM  
Ceramic



## Induction Cooktops

Induction cooking works by using magnetic energy to heat the pot or pan. Put simply, the pot becomes the element. Induction cooking provides instant heat, precise heat control and very efficient energy consumption.

The latest technology of zoneless induction cooking allows you to place pots of various sizes anywhere within the zones and the cooktop will automatically recognise the pot.

POWER SETTINGS:

CONTROL TYPE:

ELECTRICAL OUTLET REQUIRED:

HEAT INDICATORS:

EXCESSIVE HEAT PROTECTION:

EASY CLEAN SURFACE:

CHILD LOCK:

TIMER FUNCTION:

BOOST FUNCTION\*:

HX-2-2NF-INDUCT

\*\*\*\*\* \*\*

Touch

15 amp

✓

✓

✓

✓

✓

✓

HX-2-6NF-INDUCT\*  
HX-2-6NF-ZLIND

\*\*\*\*\* \*\*

Touch

25 amp

✓

✓

✓

✓

✓

✓

HX-2-9NF-INDUCT

\*\*\*\*\* \*\*

Touch

32 amp

✓

✓

✓

✓

✓

✓

